

Mobile Powered Carts & Accessories




Product Overview

About Us

Our commitment is to provide innovative solutions that help to make equipment more mobile and information more readily available across an entire enterprise.

Our full line of powered wireless workstations can be integrated with computers, printers, barcode scanners, test and most other small equipment. Together they can improve efficiencies in a wide variety of applications including **inventory control, process control, information recording, label printing, product testing, order picking** and much more.

Our workstations will help you eliminate unnecessary foot travel and significantly improve accuracy by having your mobile wireless workstation right at your fingertips. **Anytime. Anywhere.**



Unique Features

Mobile

With a small footprint, all units can be easily maneuvered anywhere in your facility.

Powered

Our integrated power packages enable you to power a variety of equipment that includes computers, industrial printers, barcode scanners and more.

Adjustable & Ergonomically Designed

The unique slotted upright mast gives the operator the ability to adjust the height of the shelf or accessory to the most comfortable position.

Modular

A number of optional accessories such as a keyboard tray or post-mount LCD are available and can be easily integrated in seconds for a highly versatile workstation.

Markets Served

Integrated with your powered equipment, our full line of mobile powered workstations, accessories and power packages can increase productivity for a wide variety of industries.



Manufacturing

Mobile workstations support lean manufacturing principles that require greater operational flexibility. Our wireless workstations can be deployed throughout a facility including production, QA and shipping.



Warehousing/Distribution

Maximizing supply and demand chain efficiencies are on-going goals of progressive organizations. Mobile workstations deployed in a facility can help support ERP and WMS systems to achieve higher productivity.



Retail



Our workstations are ideal for point-of-sale, product & shelf labeling, printing on demand, mark downs & price changes, as well as line busting.



Applications

Typical applications where our mobile powered workstations can improve efficiencies:

- Inventory Management
- Mobile On-Demand Label Printing
- Shipping & Receiving
- Cross-Docking
- Order Picking
- Electronic Work Instruction & More



Mobile Powered Cart

This **Mobile Powered Cart** was developed to provide true mobility within a facility. With a compact 24" (610 mm) wide x 26" (660 mm) deep footprint, this ergonomically designed unit can be positioned into the most remote corners.

This **Mobile Powered Cart** offers maximum flexibility. Each shelf is secured to a slotted upright system and can be repositioned in seconds to suit the operator's needs.

The smallest power package starts with a 40 AH battery, a 350 watt inverter, and a 10 amp charger. The largest goes up to a 200 AH battery, a 1,250 watt inverter and a 30 amp charger. It can power up to 4 devices at once for about 8-12 hours of normal use. (A non-powered version is also available.)

A number of optional accessories are available and can be easily integrated in seconds for a highly versatile workstation. (See accessories on pages 7- 8).



Mobile Powered Cart shown above with optional second shelf, post-mounted flat screen holder and keyboard tray.

Features



Battery volt meter



Integrated powerstrip



Slotted support mast

Technical Specifications

Height Adjustable:	Shelf adjustable from 20"-40" (508 x 1016 mm)
Shelf:	(1 std.) 24" wide x 22" deep laminated (610 x 559 mm)
Capacity:	75 lbs (34 kg) per shelf evenly distributed
Casters:	5" (127 mm) casters, front fixed, rear locking swivel
Battery:	40, 100, or 200 AH sealed lead acid (SLA)
Battery Status:	Panel indicates the current charge in battery
Charger:	10, 20, or 30 amp, 3 step smart charger
Inverter:	350W out, 500W peak, modified sine wave 750W out, 1,250W peak, modified sine wave 1,250W out, 2,000W peak, modified sine wave
Colors:	Black powder coat
Dimensions:	24" wide x 26" long x 43" high (610 x 660 x 1092 mm)
Weight:	Powered: 155+ lbs (70 kg), Non-powered: 85 lbs (39 kg)

Part Numbers

BT016106	Mobile Non-Powered Cart
BT016107	Mobile Powered Cart w/small power package and 40 AH battery
BT016108	Mobile Powered Cart w/small power package and 100 AH battery
BT016109	Mobile Powered Cart w/standard power package and 40 AH battery
BT016110	Mobile Powered Cart w/standard power package and 100 AH battery
BT016111	Mobile Powered Cart w/standard power package and (2) 100 AH batteries
BT016112	Mobile Powered Cart w/heavy-duty power package and 100 AH battery
BT016113	Mobile Powered Cart w/heavy-duty power package and (2) 100 AH batteries

Powered Picking Carts

Our **Powered Picking Cart** offers many of the same standard features as the Mobile Powered Cart on page 4. It has been designed to hold and power a variety of additional equipment, yet also provides generous space to hold inventory.

This fully mobile unit consists of a 30" (762 mm) deep workstation that is designed for ease of mobility. With high performance 6" (152 mm) rubber casters and narrow profile they can be moved and positioned with minimal effort ensuring operator usage throughout a facility.

The top shelf is ergonomically adjustable and can be set at 3 different heights to suit the operator and the task being performed. The optional middle shelf is also adjustable in height. The bottom shelf holds the power package and is accessible as needed. It can also be used for additional storage space.

A number of optional accessories are available and can be easily integrated in seconds for a highly versatile workstation. (See accessories on pages 7 & 8).



Picking Workstation with optional middle shelf

Technical Specifications

Shelf:	(1 std.) 24" (610 mm) wide x 30" (762mm) deep with optional 1.5" (38 mm) lip on 3 sides
Capacity:	500 lbs (227 kg) total: 200 lbs (91 kg) on top, 100 lbs (45 kg) on middle shelf, and 200 lbs (91 kg) on bottom
Casters:	6" x 2" (152 x 51 mm) rubber wheels, front fixed, rear locking swivel
Battery:	100, 200, or 300 AH sealed lead acid (SLA)
Battery Status:	Panel indicates the current charge in battery
Charger:	10, 20, or 30 amp, 3 step smart charger, 115V 60hz
Inverter:	350W continuous, 500W peak, 115V 60hz, MSW 750W continuous, 1,250W peak, 115V 60hz, MSW 1,250W continuous, 2,000W peak, 115V 60hz, MSW
Colors:	Black powder coat
Dimensions:	26" wide x 35.5" long x 43 - 37" high (660 x 902 x 1,092 -940 mm)
Weight:	225+ lbs (102 kg)

Part Numbers

BT016121
Non-Powered Picking Cart
BT016122
Powered Picking Cart w/small power package and 100 AH battery
BT016123
Powered Picking Cart w/standard power package and 100 AH battery
BT016124
Powered Picking Cart w/standard power package and (2) 100 AH batteries
BT016125
Powered Picking Cart w/heavy-duty power package and (2) 100 AH batteries
BT016126
Powered Picking Cart w/heavy-duty power package and (3) 100 AH batteries

Portable Power Packages

Looking for portable power? Our Portable Power Packages provide consistent, reliable run time for virtually any application requiring portable power. This includes (but not limited to) outdoor mobile concessions, remote display areas, non-powered equipment carts, trailers and much more.

BT016144

350 watt inverter w/10 amp charger, 40 amp hour battery w/status meter

Battery Life: 8 hrs for laptop

Weight: 65 lbs. (L x W x H): 16" x 16" x 12"

Our full line of economical power packages consist of an inverter, smart charger, battery, battery status meter, wire harness and a sealed but fully ventilated cabinet. An optional inverter/charger status meter is also available.

BT016145

350 watt inverter w/10 amp charger, 100 amp hour battery w/status meter

Battery Life: 7 hrs for laptop and thermal printer

Weight: 100 lbs. (L x W x H): 16" x 16" x 12"

Battery Usage Chart

Wattage	40AH Hours	100AH Hours	150AH Hours	200AH Hours	300AH Hours
50	9	20	30	40	60
100	4	10	15	20	30
150	3	7	10	13	20
200	2	5	7	10	15
300		3	5	7	10
500		2	3	4	6
700			2	3	4

Based on 50% active equipment usage

BT016146

750 watt inverter w/20 amp charger, 100 amp hour battery w/status meter

Battery Life: 5 hrs for desktop computer

Weight: 100 lbs. (L x W x H): 16" x 16" x 12"


Please note: All power packages must ship LTL.

BT016147

750 watt inverter w/20 amp charger, (2) 100 amp hour batteries w/status meter. (Please note: inverter must be placed outside of the battery box. Optional inverter holder available.)

Battery Life: 7 hrs for desktop computer and thermal printer

Weight: 170 lbs. (L x W x H): 16" x 16" x 12"



Accessories

Our vast range of accessories can be integrated seconds to create a highly functional mobile workstation that is customized to your specific application.

Mobile Powered Cart Accessories (From page 4)



BT016114
Adjustable keyboard tray



BT016115
Laptop security bracket



BT016116
Additional 24 x 22" shelf



BT016117
Slide out shelf



BT016118
Scanner holder



BT016119
Add-on push handles



Powered Picking Cart Accessories (From page 5)



BT016127
Keyboard Drawer



BT016128
Additional 26 x 30" Shelf



BT016129
1" Shelf Lip (set of 3)



**Accessories
For Both
Cart Models**
(Shown on pages 4-5)



BT016131
Adjustable CPU holder



BT016132
Adjustable laptop holder



BT016133
Surface mounted
flat screen holder



BT016134
Post mounted
flat screen holder



BT016135
Binder holder



BT016136
3" drawer



BT016141
Remote inverter/charger
status meter



Business Transactions Technologies (bTrans)
PO Box 2227
Bonita Springs, FL 34133

Inside US: (877) 292-8726
Outside US: (239) 992-5115
Fax: (866) 536-4694

www.btrans.com

Additional Items

BT016137
40AH sealed lead acid battery

BT016138
100AH sealed lead acid battery

BT016139
Stand-alone 10 amp charger

BT016140
750 watt inverter, 20 amp charger

BT016142
1250 watt inverter, 30 amp charger

BT016143
4 outlet, 15 amp powerstrip